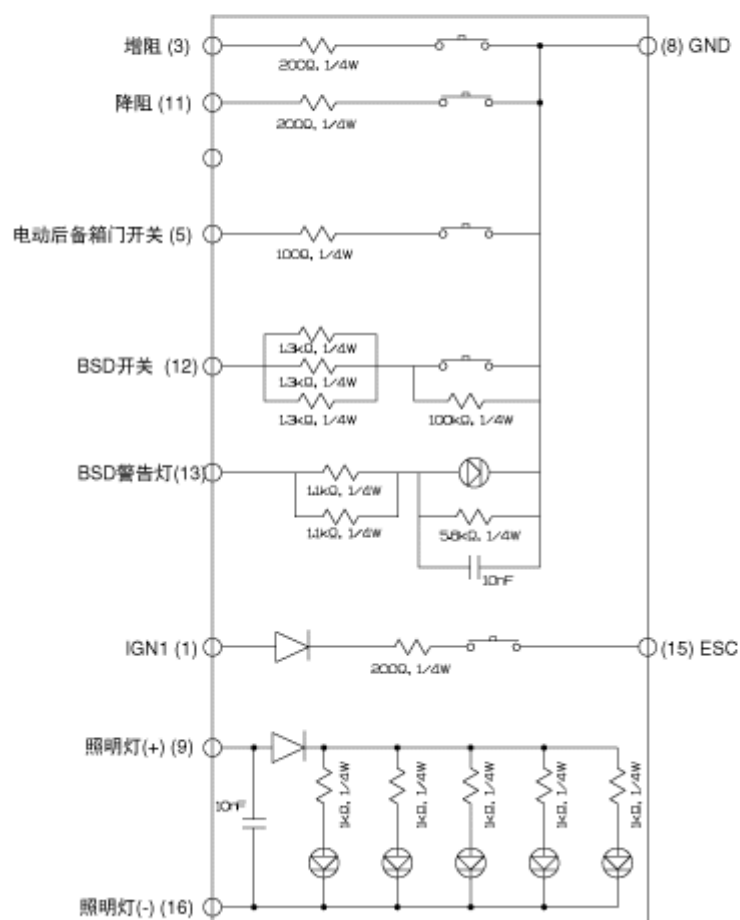
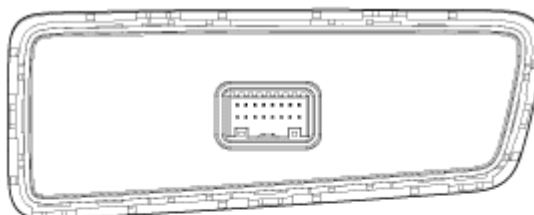
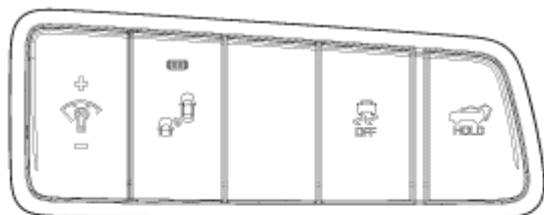
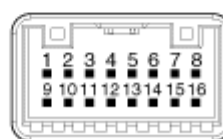


部件



连接器



| 端子 | 说明 |
|----|----------|
| 1 | IGN1 |
| 2 | - |
| 3 | 增阻 |
| 4 | - |
| 5 | 电动后备箱门开关 |
| 6 | - |
| 7 | - |
| 8 | GND |
| 9 | 照明灯(+) |
| 10 | - |
| 11 | 降阻 |
| 12 | BSD开关 |
| 13 | BSD警告灯 |
| 14 | - |
| 15 | ESC |
| 16 | 照明灯 (-) |